

PRODUCTION DRILLING:

Allow your button bit to return to profitable use as quickly as possible

Penetration rates are retained with no additional stress placed on your tools and equipment.

Available in round, parabolic, conical and ballistic profiles!

As a button develops wear flats, the performance of the bit will suffer, and as a result, additional feed force will be required to maintain the desired penetration rates. To keep a “close-to-new” performance face buttons will need to be re-profiled as they develop a wear flat width greater than 30% of the button diameter. Gauge buttons can also benefit from regrinding as part of the refurbishment process.

Buttons should also be reground if a “snakeskin effect” is noticed, this can rapidly progress to cracks and breakdown of the buttons.

Through years of experience and refinement Pilot is able to offer regrinding tools which allow a button bit to be returned to profitable use as quickly as possible.


MATRIX VERSIONS:

Pilot has developed specific matrices to give consistent Self-sharpening properties for either air (dry) or water (wet) flushed grinding processes, or a combination of both.

Optional matrices are available on request, contact your representative for more information.

CROWN PROFILES:

The standard sizes for the crown profiles range from 6MM to 26MM (depending on the waterway style) and are available in several profiles to correspond with the geometry of the button.



Round (Hemispherical)

Parabolic (Semi Ballistic)

Conical (Cone or Spike)

Ballastic (Full Ballistic)

All profiles are the combination type, where the button and surrounding steel body are cut simultaneously to provide the most effective refurbishment of the bit in a single step.

OPTIONAL SHAFT STYLES


Drive arrangements are standardized to suit most common grinding machines.



Hex Socket



Wing Drive
(shoulder)
c/w "O" ring



Atlas Copco
Terroc 55



Sandvik
Sancone "A"




Plain Shaft
(regular or
straight)

WATERWAYS:

Pilot offers 4 distinct waterway configurations which are available in all shaft configurations and crown profiles.

- Standard Single
- Three-Single which is better suited to provide adequate flushing to the larger sizes and effectively addresses the "nipple effect". This effect, if not corrected, can result in cracking of the bottom due to severe concentrated loads when returned to service.
- Two-Split, Three Split waterways have left an uncut nib in the centre of the button to eliminate the "nipple effect".
- Single and Two-Split waterways crown profile sizes range from 6MM to 13MM.
- Three-Single, Three-Split waterway crown profile sizes ranges from 14MM to 26MM.



Single

Three-Single

Two-Split

Three-Split

5 Easy Steps to Order

Shaft Style

1

- 1 = Regular Shaft
- 2 = Wing Drive
- 3 = Sancone A
- 4 = Terroc – 55
- 6 = Socket (HEX) Drive

Dry or Wet Grinding

2

- 1 = Dry Grinding
- 2 = Wet Grinding
- 3 = Wet/Dry Combo

Waterway Style

3

- 1 = Single*
- 2 = Split Two*
- 3 = Three Way**
- 4 = Split Three**

Crown Profile

4

- 1 = Round
- 2 = Parabolic
- 3 = Conical
- 4 = Ballastic

Crown Profile Size

5

- 06 = 6 MM
- 07 = 7 MM
- 08 = 8 MM
- 09 = 9 MM
- 10 = 10 MM
- 11 = 11 MM
- 12 = 12 MM
- 13 = 13 MM
- 14 = 14 MM
- 15 = 15 MM
- 16 = 16 MM
- 17 = 17 MM
- 18 = 18 MM
- 19 = 19 MM
- 20 = 20 MM
- 22 = 22 MM
- 25 = 25MM
- 26 = 26MM

SKP- [] [] [] [] []

Example: **SKP-214120** (Wing Drive, Dry Grind, Split Three Waterway, Round Profile, 20 mm Crown Profile)

* Single and Split Two Waterways available in Crown Profile Sizes from 6 MM to 13 MM

** Three Way and Split Three Waterways available in Crown Profile Sizes from 14 MM to 26 MM